

2nd

International Congress
of Breast Disease Centers

2012



**Towards a World Platform for
Breast Unit Accreditation**

**EUSOMA:
A European View**

Robin Wilson



Specialist Breast Unit Accreditation

- The EC 2016 deadline?
- What are specialist breast units?
- The accreditation process
- Summing up



Specialist Breast Unit Implementation

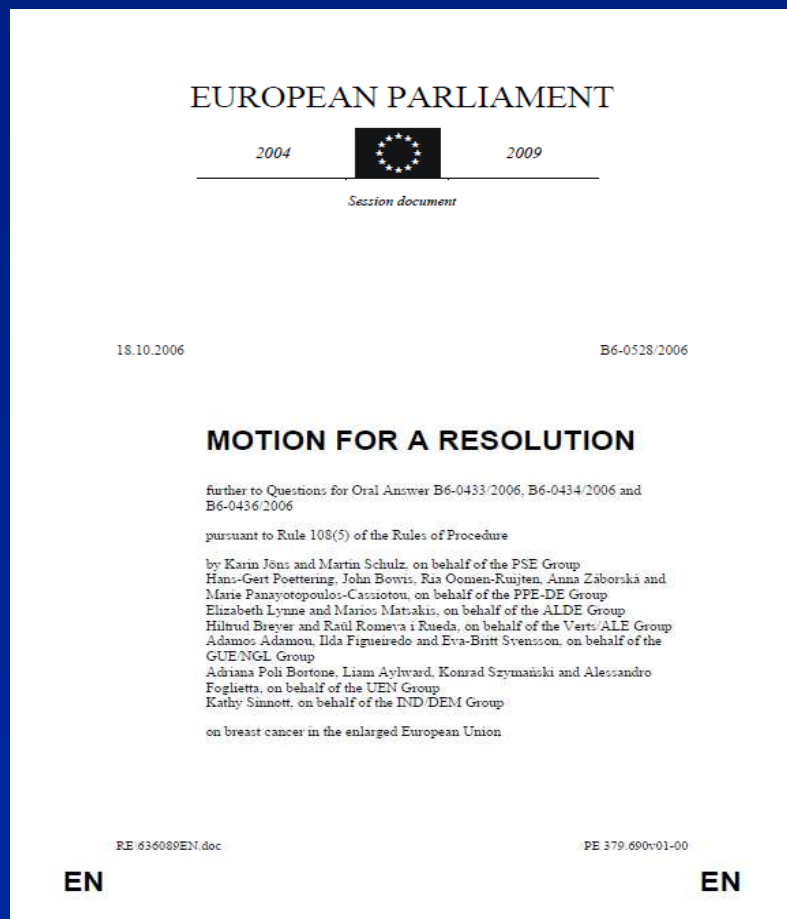
- The EC 2016 deadline?
- What are specialist breast units?
- The accreditation process
- Summing up



EBCC 2 - 1998



European Parliament



[...] Calls on the Member States to ensure Nationwide provision of interdisciplinary breast centres in accordance with EUn Guidelines by 2016, since treatment in an interdisciplinary breast centre has been proven to raise chances of survival and to improve the quality of life, and calls on the Commission to deliver a progress report on this every two years



Specialist Breast Unit Implementation

- What is the 2016 deadline?
- What are specialist breast units?
- The accreditation process
- Summing up



Specialist Breast Units




The requirements of a specialist breast unit



Position Paper

Guidelines on the standards for the training of specialised health professionals dealing with breast cancer





The requirements of a specialist breast unit

Objectives:

- **The make available to all women in Europe the highest quality breast services**
- **To define the standards for such services**
- **To recommend voluntary certification AND audit of breast units in order that these services can be recognisable to patients, practitioners and health authorities as being of high quality**





The requirements of a specialist breast unit

General requirements:

- **Critical mass and multidisciplinary team**
- **Clinical Director**
- **Protocols**
- **Audit**
- **Multidisciplinary team clinical meetings**
- **Screening**
- **Communication and Patient Information**
- **Research and teaching**



2nd

International Congress
of Breast Disease Centers

2012



The requirements of a specialist breast unit

- Specialist Breast Surgery and Oncoplastic surgery
- Specialist Breast Radiology (Imaging)
- Specialist Breast Pathology
- Specialist Clinical Oncology
- Specialist Radiation Oncology
- Specialist Breast Nursing
- Other services:
 - Specialist clinics, genetics, psychological support etc.



Audit

EUROPEAN JOURNAL OF CANCER 46 (2010) 2344–2356



ELSEVIER

available at www.sciencedirect.com



journal homepage: www.ejconline.com



Position Paper

Quality indicators in breast cancer care

M. Rosselli Del Turco ^{a,*}, A. Ponti ^b, U. Bick ^c, L. Biganzoli ^d, G. Cserni ^e, B. Cutuli ^f,
T. Decker ^g, M. Dietel ^c, O. Gentilini ^h, T. Kuehn ^k, M.P. Mano ^j, P. Mantellini ⁱ, L. Marotti ^a,
P. Poortmans ^l, F. Rank ^m, H. Roe ⁿ, E. Scaffidi ^h, J.A. van der Hage ^o, G. Viale ^p, C. Wells ^q,
M. Welnicka-Jaskiewicz ^r, Y. Wengstöm ^s, L. Cataliotti ^t



Specialist Breast Unit Implementation

- What is the 2016 deadline?
- What are specialist breast units?
- The accreditation process
- Summing up





MICHELIN



Great Britain & Ireland 2012



More than 3600 hotels & restaurants
to fit any budget. From friendly guesthouses to
luxury hotels, gastropubs to starred restaurants.

EUARB

European Voluntary Breast Unit Accreditation

- **ECN**
- **EA - a competent stakeholder**
- **IARC**
- **EC – DG Sanco, DG Enterprise and the JRC**



EUARB

European Voluntary Breast Unit Accreditation



Item5.2	
ECN	
EA/GA(11)21_Annex	
x	For Information
	For Discussion
	For Approval

Annex to the report on the ECN project to the General Assembly 2011_1 in Berlin

General considerations concerning the implementation of Accreditation and Conformity assessment in breast cancer units (EUABR) – summary of the discussion between Jane Beaumont, Tuija Sinervo and Hanspeter Ischi



European Cancer Care Certification



**Certification
procedures in
compliance with the
European Regulation
UNI CEI EN 45011-1999
UNI EN ISO 19011-2003**



Electronic questionnaire



Peer review audit visits



Performance on quality indicators **QI**



EUSOMA Certification process

for quality in comprehensive and multidisciplinary breast care

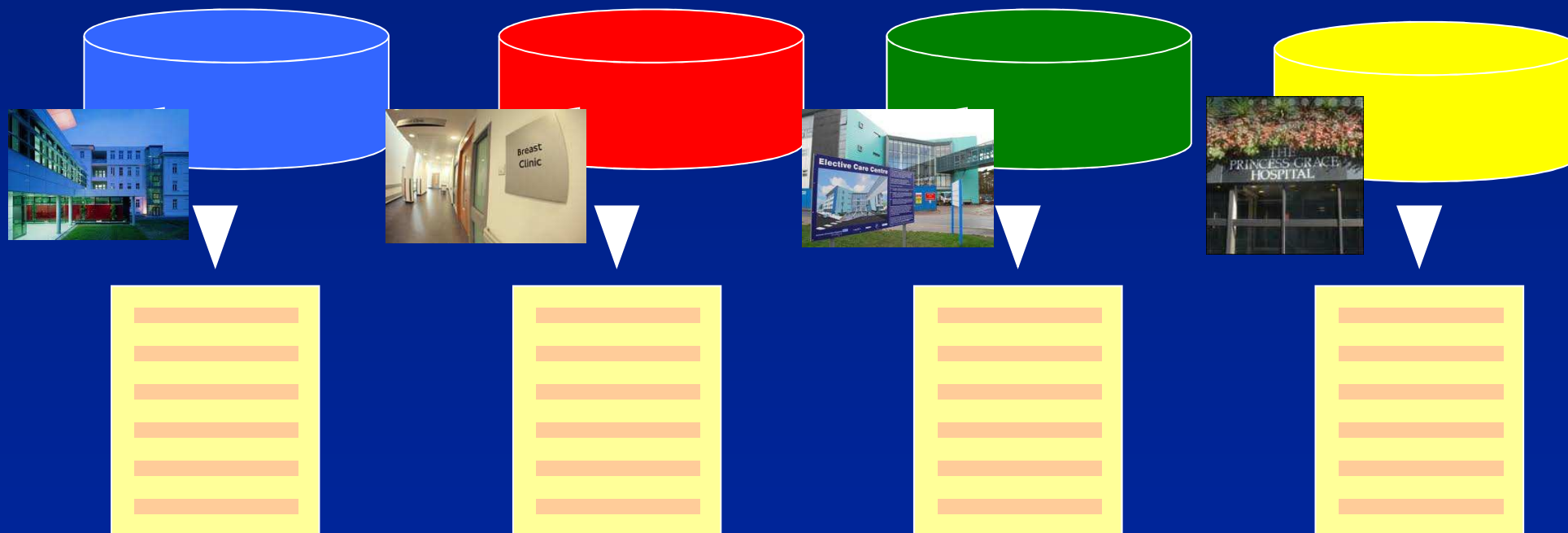


*A key aim of the EUSOMA Network is
building a common database*



EUSOMA Certification process

for quality in comprehensive and multidisciplinary breast care



The Units are asked to provide data transfer (anonymized) to the Eusoma Network Database on an annual basis.



EUSOMA Data Collection - Microsoft Internet Explorer fornito da CPO Piemonte

Google

EUSOMA Data Collection

Pagina Strumenti

eusoma DB

Data
 Datasets
 Quality indicators
 Database structure

Analysis
 Browse
 Frequency
 Pivot tables
 Mean
 Dates

Documentation
 Introductory guide
 Indicators definition

Logout

Created by Mariano Tomatis
 for CPO Piemonte

Indicators

Select the indicator from the list to compare its result with the benchmark:

All indicators

Filter:

PO1	Positive or suspicious pre-operative cyto/histological diagnosis	385 / 438 = 87.9%	6 miss. (1.4%)	385	6	53
PO2	Positive pre-operative cyto/histological diagnosis	382 / 438 = 87.2% ✓	6 miss. (1.4%)	382	6	56
12C	Immediate reconstruction	26 / 178 = 14.6%	4 miss. (2.2%)	26	4	152
12D	Immediate reconstruction done in pN0 (DCIS and invasive <=30 mm)	13 / 73 = 17.8% ✗	0 miss.	13		60
13A2*	Single operation following pre-operative diagnosis of Ca (C5,B5)	326 / 382 = 85.3% ✗	0 miss.	326		56
14	Ductal carcinoma in situ (DCIS) without axillary dissection	35 / 38 = 92.1% ✗	8 miss. (17.4%)	35	8	3
14F*	In situ (grade I and II) without axillary dissection or SN	6 / 24 = 25%	5 miss. (17.2%)	6	5	18
15A	Breast conservation surgery in pT1 cases	155 / 197 = 78.7% ✗	6 miss. (3%)	155	6	42
15B	Breast conservation surgery in carcinoma in situ up to 20 mm	22 / 40 = 55%	3 miss. (7%)	22	3	18
16B3	Clear margins (>1 mm) after last operation	247 / 252 = 98% ✓	19 miss. (7%)	247	19	5
17B	No frozen section if tumour diameter up to 10 mm	32 / 60 = 53.3% ✗	9 miss. (13%)	32	9	28
18A	More than 9 sentinel lymphnodes removed (II+III levels)	195 / 210 = 92.9% ✗	2 miss. (0.9%)	195	2	15
18C	Hormonal receptors measuring available	390 / 391 = 99.7% ✓	1 miss. (0.3%)	390	1	1
18D	Histopathological grading available (invasive)	389 / 389 = 100% ✓	3 miss. (0.8%)	389		3
21A2	Operation within 30 days after decision to operate	712 / 724 = 98.3% ✓	82 miss. (10.2%)	712	82	12
LS7	pN0 with sentinel lymphnode only	143 / 241 = 59.3% ✗	9 miss. (3.6%)	143	9	98

Internet 100%

EUSOMA Certification process

for quality in comprehensive and multidisciplinary breast care



- **To date ECCC has certified 27 breast units**
- **Germany, Switzerland, Italy, Austria and Belgium**

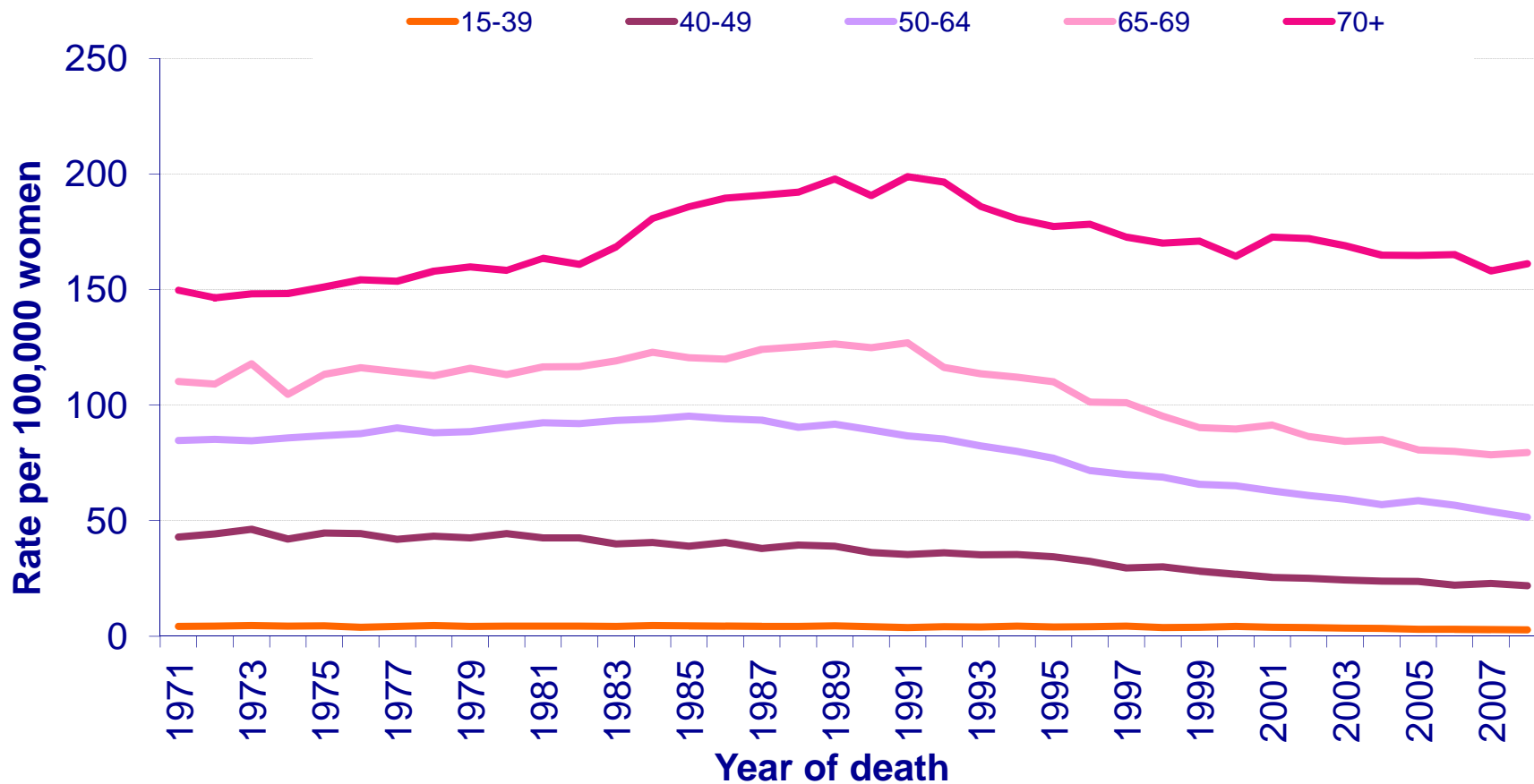


Specialist Breast Unit Implementation

- What is the 2016 deadline?
- What are specialist breast units?
- The accreditation process
- **Summing up**



Figure 2.3: Age-specific mortality rates, breast cancer, females, UK, 1971 - 2008





Meeting the 2016 Deadline: Specialist Breast Unit Implementation



- The EU directive is long overdue
- At the moment the processes needs to achieve a standardised EU protocol for breast unit accreditation is making very slow progress
- In the mean time EUSOMA presses ahead with its certification process
- EUSOMA is convinced that it has a simple and workable model for accreditation that ensures that women with breast cancer receive high quality care
- The EC has now funded the EUARB

